

# **Snapshot Report**

LWM Cautious Positive Impact Portfolio

---

---

**Prepared for**

**Prepared by**

George Ladds

LWM Consultants Ltd

The Garden Suite, 23 Westfield Park

Redland, Bristol BS6 6LT

01173702494

# LWM Cautious Positive Impact Portfolio

## Portfolio Snapshot

**Portfolio Value**  
9,064.63

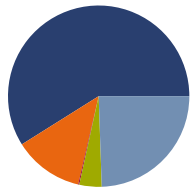
**Benchmark**  
Royal London UK FTSE4Good Tracker

**Portfolio Number**

**Report Currency**  
GBP

### Analysis

#### Asset Allocation



- Equity
- Fixed Income
- Property
- Cash
- Other
- Not Classified

	Portfolio	B-mark
Equity	58.92	98.24
Fixed Income	12.46	0.00
Property	0.18	0.00
Cash	3.99	1.40
Other	24.45	0.36
Not Classified	0.00	0.00
<b>Total</b>	<b>100.00</b>	<b>100.00</b>

#### Equity Investment Style %

Style	Value	Core	Growth
Large	4	26	23
Mid	4	18	11
Small	1	10	3

Total Stock Holdings: 380  
Not Classified %: 0.00

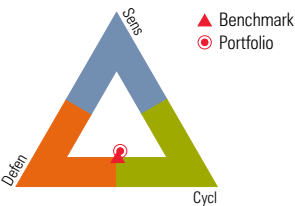
#### Fixed-Income Investment Style %

Style	Ltd	Mod	Ext
High	0	0	0
Med	0	0	0
Low	0	0	0

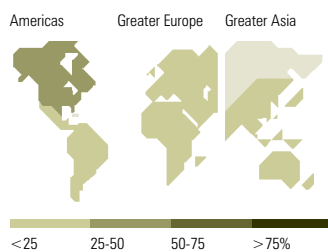
Total Bond Holdings: 574  
Not Classified %: 100.00

### Stock Analysis

#### Stock Sectors



#### Stock Regions

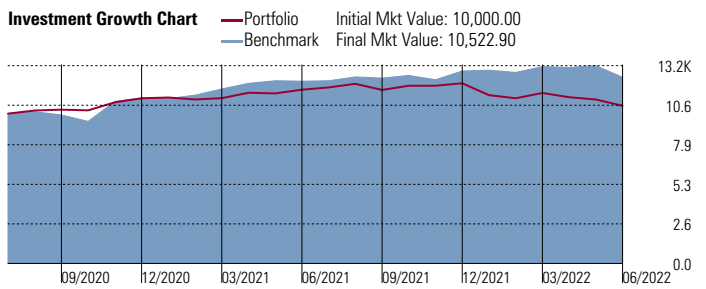


Sector	Portfolio %	Bmark %
<b>Defen</b>	<b>30.32</b>	<b>35.41</b>
Cons Defensive	4.94	15.51
Healthcare	12.74	15.06
Utilities	12.63	4.85
<b>Sens</b>	<b>32.11</b>	<b>25.18</b>
Comm Svcs	4.24	7.34
Energy	0.14	10.57
Industrials	12.71	6.09
Technology	15.02	1.19
<b>Cycl</b>	<b>37.57</b>	<b>39.40</b>
Basic Matls	3.01	9.51
Cons Cyclical	8.83	8.02
Financial Svcs	10.48	19.25
Real Estate	15.25	2.62
Not Classified	0.00	0.00

Region	Portfolio %	Bmark %
<b>Greater Europe</b>	<b>33.83</b>	<b>96.34</b>
United Kingdom	14.70	95.07
Europe Developed	18.88	1.16
Europe Emerging	0.02	0.00
Africa/Middle East	0.22	0.10
<b>Greater Asia</b>	<b>21.88</b>	<b>0.03</b>
Japan	2.53	0.00
Australasia	4.15	0.00
Asia Developed	5.07	0.03
Asia Emerging	10.14	0.00
<b>Americas</b>	<b>44.30</b>	<b>3.63</b>
North America	42.67	3.55
Central/Latin	1.62	0.08
Not Classified	0.00	0.00

### Performance

#### Investment Growth Chart



Trailing Returns	3 Mo	1 Yr	3 Yr	5 Yr	10 Yr
Portfolio Return	-7.52	-9.26	—	—	—
Benchmark Return	-5.41	2.15	1.68	3.02	6.11
+/- Benchmark Return	-2.12	-11.41	—	—	—

Time Period Return	Best %	Worst %
3 Months	8.38 (11/20-01/21)	-7.52 (04/22-06/22)
1 Year	17.48 (08/20-07/21)	-9.26 (07/21-06/22)
3 Years	-	-

Portfolio Yield	Yield %
Trailing 12 Month	2.36

#### Performance Disclosure

The performance data quoted represents past performance and does not guarantee future results. The investment return and principal value of an investment will fluctuate thus an investor's shares, when redeemed, may be worth more or less than their original cost. Current performance may be lower or higher than return data quoted herein. For information current to the most recent month-end, please visit <https://advtools.morningstar.com/advisor/login/FamilyInfocontents.asp>

### Holdings

#### Top 10 holdings out of 21

- Renewables Infrastructure Grp
- VT Gravis Clean Energy Income C GBP Acc
- FP Foresight Global RI Infrs A GBP Acc
- FP Foresight Sust RI Estt Scs A GBP Acc
- BNY Mellon Sus Real Return Ins W Acc
- Aegon Ethical Corporate Bond GBP B Acc
- Rathbone Ethical Bond I Acc
- Legg Mason CB US Eq Sust Ldrs S GBP Acc
- Civitas Social Housing Ord
- Stewart Inv Asia Pac Sustnby B GBP Acc

Ticker	Type	Holding Value	Assets (%)
TRIG	CE	757.66	8.36
	MF	740.65	8.17
	MF	666.24	7.35
	MF	656.86	7.25
	MF	641.96	7.08
	MF	590.33	6.51
	MF	577.00	6.37
	MF	570.24	6.29
CSH	CE	489.67	5.40
	MF	474.49	5.23

# LWM Cautious Positive Impact Portfolio

## Portfolio Snapshot

**Portfolio Value**  
9,064.63

**Benchmark**  
Royal London UK FTSE4Good Tracker

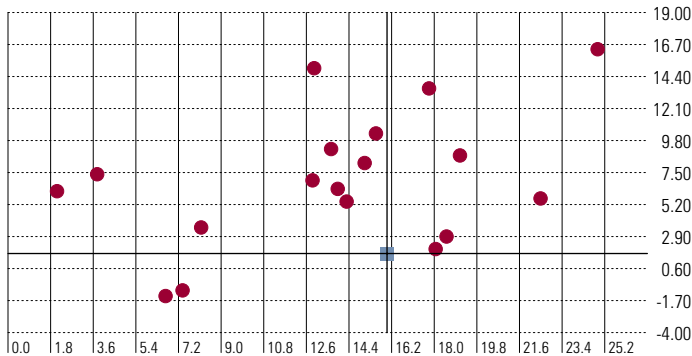
**Portfolio Number**

**Report Currency**  
GBP

### Risk Analysis

#### Risk/Reward Scatterplot

● Portfolio ● Holding ■ B-mark 3-Year Mean



3-Year Standard Deviation

#### Risk and Return Statistics

	3 Yr		5 Yr		10 Yr	
	Portfolio	B-mark	Portfolio	B-mark	Portfolio	B-mark
Standard Deviation	—	16.01	—	13.74	—	11.87
Mean	—	1.68	—	3.02	—	6.11
Sharpe Ratio	—	0.17	—	0.26	—	0.53

#### Performance History Graph

■ Portfolio Quarterly Return +/- Benchmark in %



#### MPT Statistics

	3 Yr	5 Yr	10 Yr
Alpha	—	—	—
Beta	—	—	—
R-squared	—	—	—

### Fundamental Analysis

#### Market Maturity

% of Stocks	Portfolio	B-mark
Developed Markets	88.00	99.88
Emerging Markets	12.00	0.12
Not Available	0.00	0.00

#### Geometric Avg Capitalization (Mil)

Portfolio	15,577.04
Benchmark	34,380.70

#### Valuation Multiples

	Portfolio	B-mark
Price/Earnings	17.81	12.24
Price/Book	2.52	1.67
Price/Sales	2.62	1.39
Price/Cash Flow	14.70	8.18

#### Credit Quality

	% of Bonds
AAA	1.79
AA	1.70
A	8.91
BBB	61.25
BB	5.00
B	0.00
Below B	0.00
NR/NA	21.35

#### Type Weightings

% of Stocks ■ Portfolio ■ B-mark

Type	Portfolio	B-mark
High Yield	0.61	0.00
Distressed	0.00	0.00
Hard Asset	31.24	0.00
Cyclical	28.48	0.00
Slow Growth	5.45	0.00
Classic Growth	11.63	0.00
Aggressive Growth	13.26	0.00
Speculative Growth	2.56	0.00
Not Available	6.78	100.00

#### Profitability

	2020	Portfolio	B-mark	2021
% of Stocks				
Net Margin	13.61	19.39	12.37	
ROE	16.82	18.91	17.20	
ROA	6.62	8.32	5.30	
Debt/Capital	36.10	37.40	43.83	

#### Interest Rate Risk

	Portfolio
Maturity/n(000)	24.07
Duration (total portfolio)	0.00
Avg Credit Quality	BB

#### Fund Statistics

Potential Cap Gains Exposure	0.00
Avg KIID Ongoing Charge	0.88

# LWM Cautious Positive Impact Portfolio

## Portfolio Snapshot

**Portfolio Value**  
9,064.63

**Benchmark**  
Royal London UK FTSE4Good Tracker

**Portfolio Number**

**Report Currency**  
GBP

### Non-Load Adjustment Returns

Total 21 holdings as of 30/06/2022	Type	Holdings Date	% of Assets	Holding Value	7-day Yield	1 Yr Ret %	3 Yr Ret %	5 Yr Ret %	10 Yr Ret %	Max Front Load %	Max Back Load %
Renewables Infrastructure Grp	CE	30/06/2019	8.36	757.66	—	10.73	7.38	9.92	—	—	—
VT Gravis Clean Energy Income C GBP Acc	MF	30/04/2022	8.17	740.65	—	9.50	15.00	—	—	0.00	0.00
FP Foresight Global RI Infrs A GBP Acc	MF	30/06/2022	7.35	666.24	—	-1.03	10.31	—	—	0.00	0.00
FP Foresight Sust RI Estt Scs A GBP Acc	MF	30/06/2022	7.25	656.86	—	-2.68	—	—	—	0.00	—
BNY Mellon Sus Real Return Ins W Acc	MF	31/05/2022	7.08	641.96	—	-4.97	3.55	—	—	0.00	—
Aegon Ethical Corporate Bond GBP B Acc	MF	31/05/2022	6.51	590.33	—	-12.65	-1.37	0.33	3.10	0.00	—
Rathbone Ethical Bond I Acc	MF	31/05/2022	6.37	577.00	—	-14.58	-0.97	1.06	4.85	0.00	—
Legg Mason CB US Eq Sust Ldrs S GBP Acc	MF	31/05/2022	6.29	570.24	—	-3.89	—	—	—	0.00	—
Civitas Social Housing Ord	CE	30/09/2020	5.40	489.67	—	7.11	6.16	5.63	—	—	—
Stewart Inv Asia Pac Sustnby B GBP Acc	MF	31/05/2022	5.23	474.49	—	-4.67	6.94	8.39	11.92	4.00	—
FP Carmignac Emerging Markets A GBP Acc	MF	31/03/2022	4.05	367.43	—	-26.61	8.73	—	—	0.00	—
Royal London Sustainable Leaders C Acc	MF	31/05/2022	3.12	282.71	—	-5.76	5.42	7.42	11.08	0.00	—
Sarasin Responsible Global Equity P Acc	MF	30/06/2022	3.11	281.92	—	-5.84	9.19	9.44	11.75	0.00	—
Ninety One Global Environment I	MF	31/05/2022	3.00	272.32	—	-9.34	13.55	—	—	0.00	—
CT Responsible Global Equity 2 Acc	MF	30/04/2022	2.98	270.06	—	-9.87	8.18	10.07	13.05	0.00	—
Royal London Sustainable World C Acc	MF	31/05/2022	2.91	264.18	—	-12.10	6.33	8.85	12.12	0.00	—
Regnan Global Equity Imp Solu F GBP Acc	MF	30/06/2022	2.73	247.86	—	-17.45	—	—	—	0.00	0.00
abrdn Europe ex UK Ethical Equity I Acc	MF	31/05/2022	2.67	242.19	—	-19.27	2.90	3.28	9.67	0.00	—
Premier Miton Responsible UK Eq C Inc	MF	30/06/2022	2.59	234.95	—	-21.39	5.64	3.99	10.41	0.00	—
Liontrust Sust Fut Eurp Gr 2 Net Acc	MF	31/05/2022	2.50	226.82	—	-24.47	2.00	2.22	9.08	0.00	—
Baillie Gifford Positive Change B Inc	MF	30/04/2022	2.31	209.09	—	-30.12	16.36	16.98	—	0.00	—

### Performance Disclosure

The performance data quoted represents past performance and does not guarantee future results. The investment return and principal value of an investment will fluctuate thus an investor's shares, when redeemed, may be worth more or less than their original cost. Current performance may be lower or higher than return data quoted herein. For information current to the most recent month-end, please visit <https://advtools.morningstar.com/advisor/login/FamilyInfocontents.asp>.